

If you have any questions, please contact me at [jamie@teachmommyteach.com](mailto:jamie@teachmommyteach.com)

Thank you for downloading!

You May:

- use these resources in your own home or classroom for non-commercial use.
- print as many copies as you would like.
- share the website link, <https://teachmommyteach.com/>, where this printable can be found, so that others can download the file.

You May NOT:

- sell, give away, or share a printed copy. Each person should download separately and print.
- print out a copy for multiple teachers, as in an entire school, co-op, or other group. Each teacher should download separately and print.
- link directly to the pdf. Instead, link to the page on <https://teachmommyteach.com/> or <https://teacherspayteacher.com/> where you found the download.
- claim this or any part of this printable as your own.
- alter this printable and claim it as your own.
- host any of the files on your personal or other websites that can be shared with others.
- Upload this resource to any file sharing sites

Credits!! Thank you Speaking of Images and Open Clipart!



<https://www.teacherspayteachers.com/Store/Speaking-Of-Images>



<https://openclipart.org/>










# More Beginning Readers 4: Got It

## Pre-Reading Worksheets

Your child will practice *CVC* words and the *-all* word family. Your child will begin practicing *CCVC* words, *flip*.

Name: \_\_\_\_\_

Circle the letter that is the first letter of the picture.

		
A U I	O A U	I O A
	 Ending sound	
M L T	G X <sub>(ks)</sub> I	L B G
		
B D T	L R F	U M K

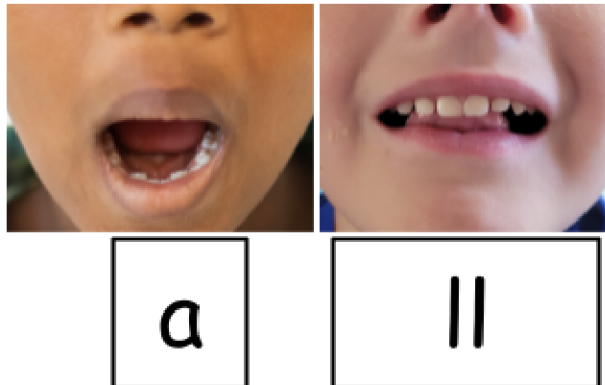
Thank you [openclipart.org](https://www.openclipart.org/) for the wonderful clipart!

Name: \_\_\_\_\_

The word **all** could be a tricky word to sound out. When **a** is next to **ll**, the **a** often represents the **aw sound**. You say an **aw sound** when you see a baby! Say, "**Aw!** A baby!" Practice saying the **aw sound**. Look at the child saying the **aw sound**. Point to the highlighted **a** because it can represent the **aw sound**. The **a** in the word **all** represents an **aw sound** because the **a** is next to an **ll**.



Sound out **all** using the pictures of the children's mouths as a tool.

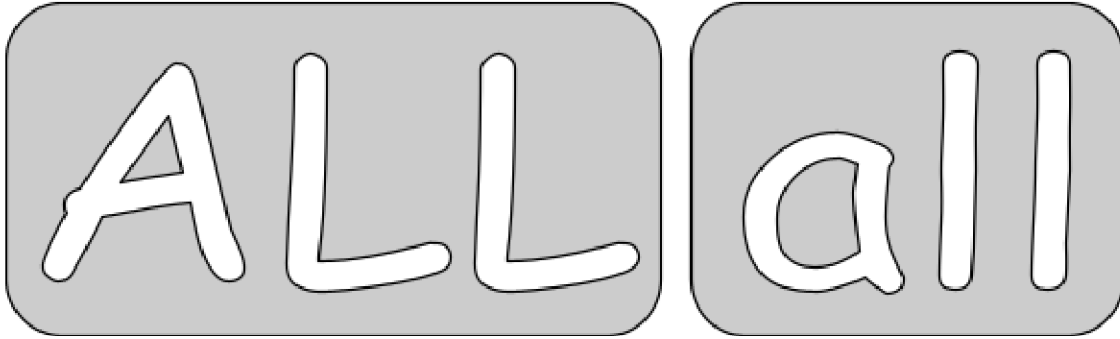


Everytime **a** is next to **ll**, it will represent an **aw sound**. Have a grown-up help you sound out the following **all** word.

**ball**

Name: \_\_\_\_\_

Read your new high frequency word. Then color the word.




When **a** is next to an **ll**, the **a** often represents the **aw sound**. Create new words to match each picture by gluing the beginning letter. Then read each word.



	a	l	l
--	---	---	---



	a	l	l
--	---	---	---



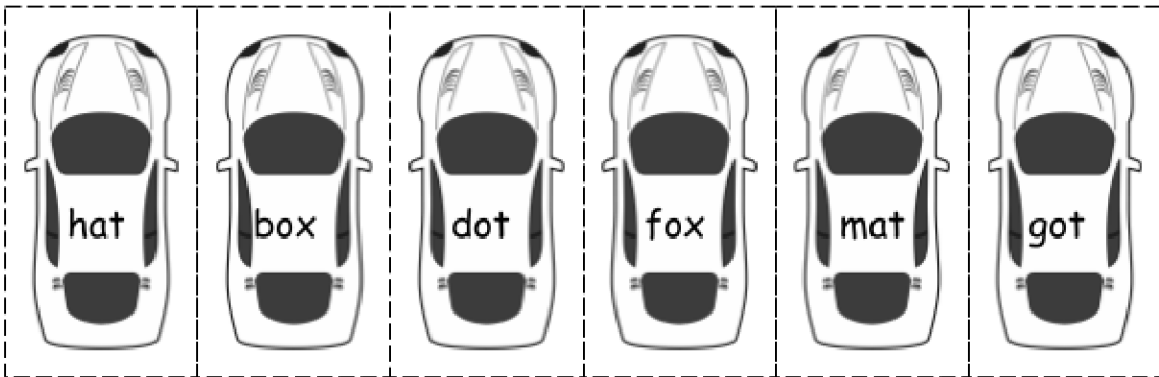
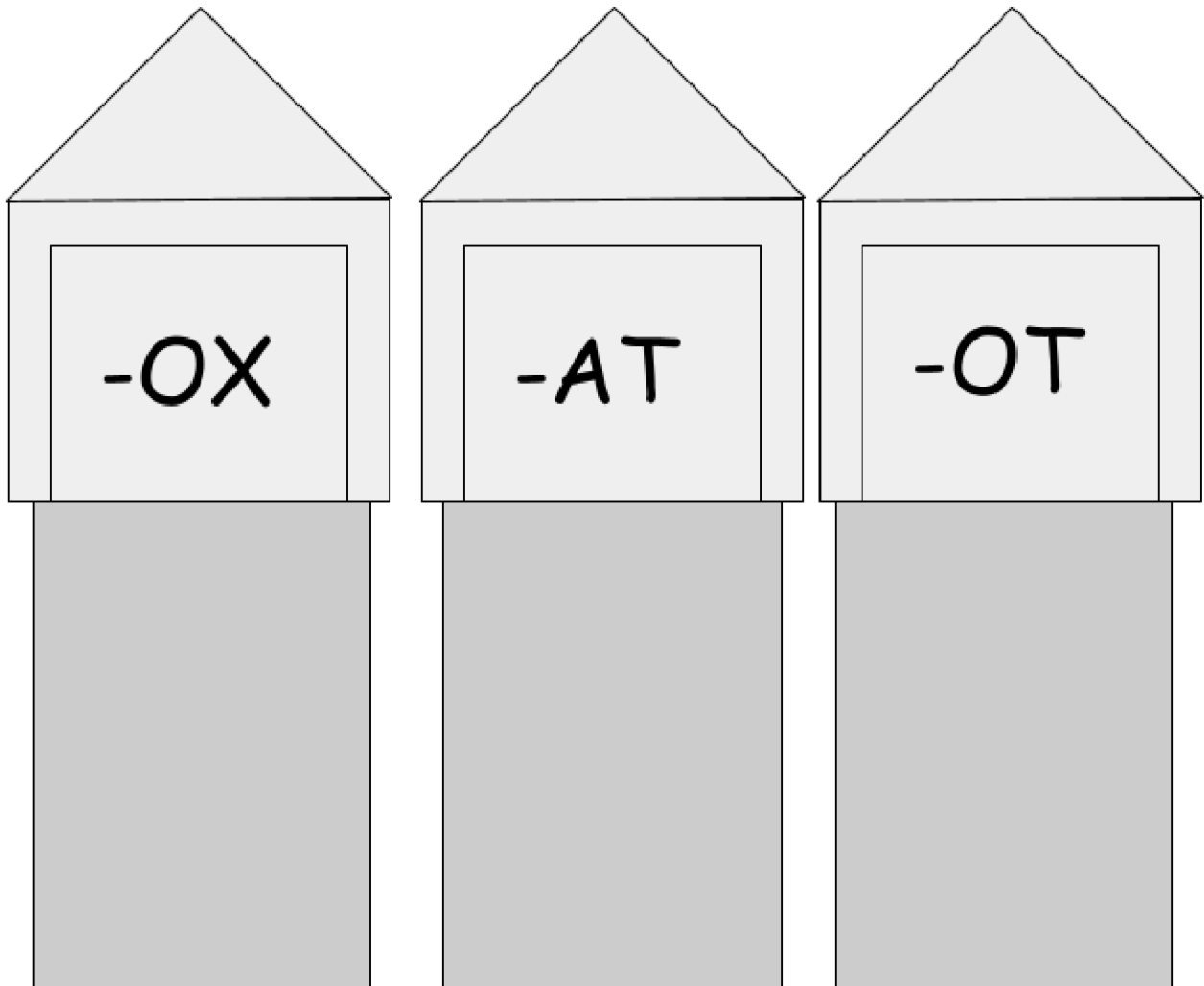
	a	l	l
--	---	---	---

f	b	w
---	---	---

Thank you [openclipart.org](http://openclipart.org) for the wonderful clipart!

Name: \_\_\_\_\_

Glue the cars in front of the correct garage.



Thank you [openclipart.org](https://openclipart.org) for the wonderful clipart!

Name: \_\_\_\_\_


Read the following silly sentences.

The cat hid a ball. The dog got it. No dog!  
The ball is a cat ball! It is not a dog ball.



Read the following silly sentences. Then draw a picture to illustrate the silly sentences.

The pig had a hat. The cat hid it in a box.  
The cat had a ball. The fox hid it in a hat.

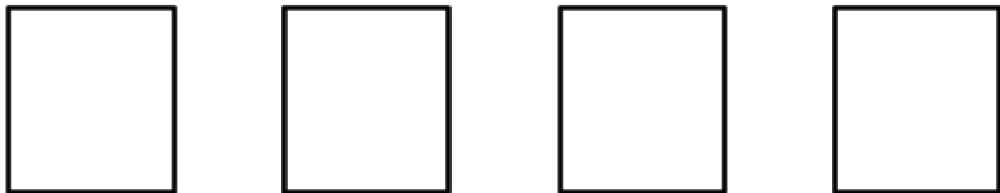
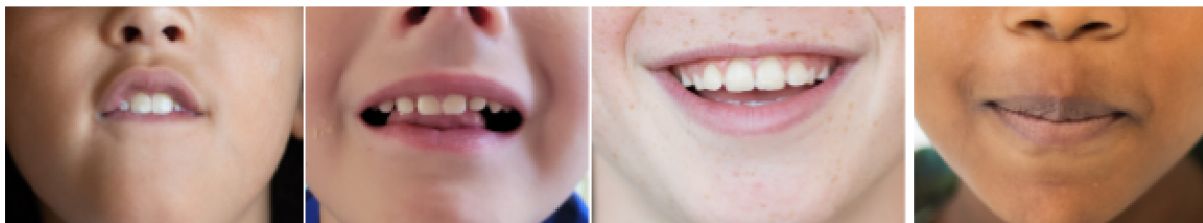


Thank you [openclipart.org](https://openclipart.org) for the beautiful clipart!!

Name: \_\_\_\_\_

Read the two words below. Cut out the graphemes (letters) below. Then match the graphemes (letters) to the pictures of the mouths saying the words, and glue. Write the words on the handwriting lines.


f	o	x	f	l	i	p
---	---	---	---	---	---	---



---

---

---



---

---

---







# More Beginning Readers 4: Got It

## Extra Practice Post-Reading Worksheets

Name: \_\_\_\_\_

The words below all begin with fl-. Circle the FL in each word.

			
Fly	Flower	Flamingo	Flag

Find and circle the pictures that start with FL-.



Flounder, flour, clock  
Flock, flip-flop, glasses, grass

Name: \_\_\_\_\_

Finish writing each word that represents the picture next to it. As you go down the list, each word will only change 1 grapheme (letter or letters that represent one sound.)



flap



fl\_\_\_\_\_p



\_\_\_\_\_lip










# More Beginning Readers 4: Got It

## Answers Pre-Reading Worksheets

Your child will practice *CVC* words and the *-all* word family. Your child will begin practicing *CCVC* words, *flip*.

Name: Answers

Circle the letter that is the first letter of the picture.

		
<p>A U <b>I</b></p>	<p>O <b>A</b> U</p>	<p>I <b>O</b> A</p>
	 <p>Ending sound</p>	
<p>M <b>L</b> T</p>	<p>G <b>X<sub>(ks)</sub></b> I</p>	<p>L <b>B</b> G</p>
		
<p>B <b>D</b> T</p>	<p>L R <b>F</b></p>	<p>U <b>M</b> K</p>

Thank you openclipart.org for the wonderful clipart!

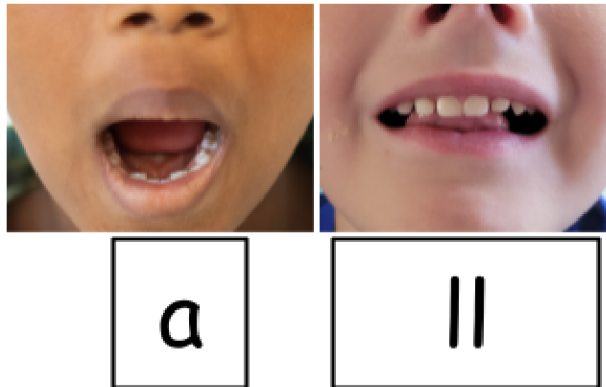
# Answers

Name: \_\_\_\_\_

The word **all** could be a tricky word to sound out. When **a** is next to **ll**, the **a** often represents the **aw sound**. You say an **aw sound** when you see a baby! Say, "Aw! A baby!" Practice saying the **aw sound**. Look at the child saying the **aw sound**. Point to the highlighted **a** because it can represent the **aw sound**. The **a** in the word **all** represents an **aw sound** because the **a** is next to an **ll**.



Sound out **all** using the pictures of the children's mouths as a tool.



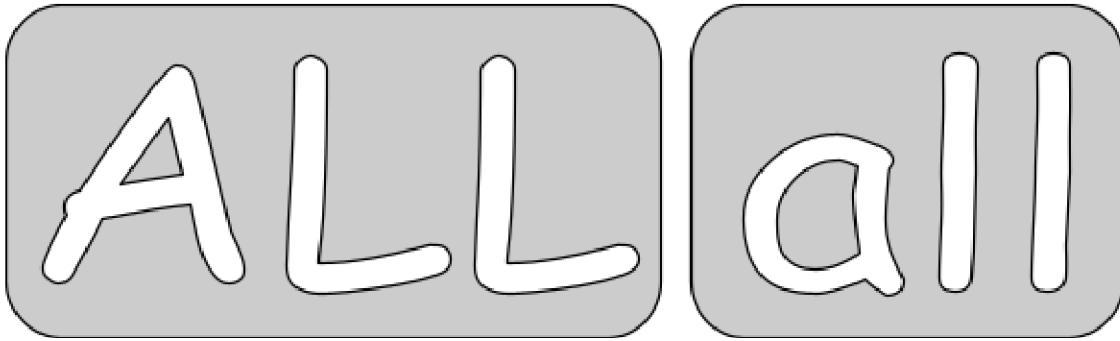
Everytime **a** is next to **ll**, it will represent an **aw sound**. Have a grown-up help you sound out the following **all** word.

**ball**


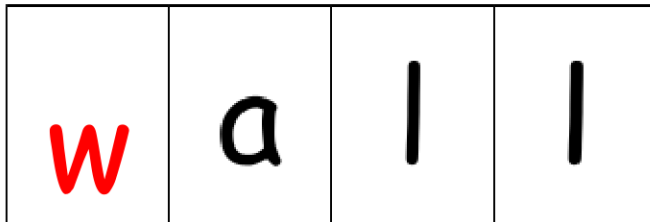

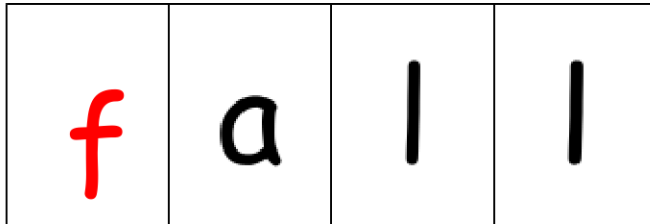

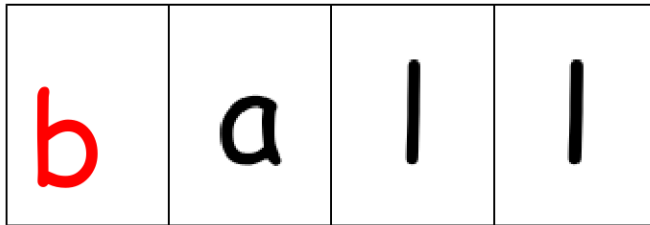
# Answers More Beginning Readers Book 4: Got It

Name: \_\_\_\_\_

Read your new high frequency word. Then color the word.



When **a** is next to an **ll**, the **a** often represents the **aw sound**. Create new words to match each picture by gluing the beginning letter. Then read each word.



Thank you [openclipart.org](http://openclipart.org) for the wonderful clipart!

Name: Answers

Glue the cars in front of the correct garage.

The image shows three garages with labels: -OX, -AT, and -OT. Below them are six cars with labels: hat, box, dot, fox, mat, and got. Red lines indicate the following connections:

- hat to -OX
- box to -OX
- dot to -AT
- fox to -AT
- mat to -OT
- got to -OT

Thank you openclipart.org for the wonderful clipart!



# Answers

Name: \_\_\_\_\_


Read the following silly sentences.

The cat hid a ball. The dog got it. No dog!  
The ball is a cat ball! It is not a dog ball.



Read the following silly sentences. Then draw a picture to illustrate the silly sentences.

The pig had a hat. The cat hid it in a box.  
The cat had a ball. The fox hid it in a hat.

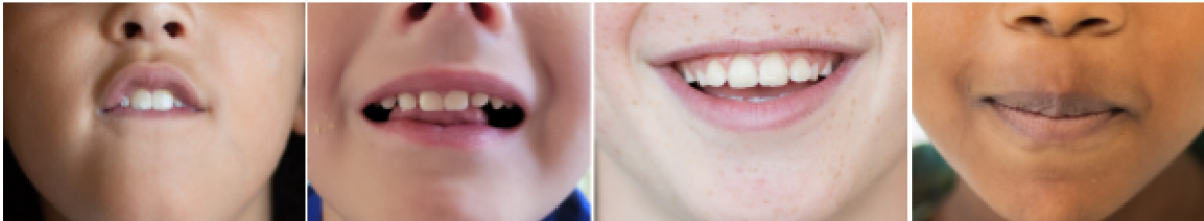


Thank you openclipart.org for the beautiful clipart!!

Name: **Answers**


Read the two words below. Cut out the graphemes (letters) below. Then match the graphemes (letters) to the pictures of the mouths saying the words, and glue. Write the words on the handwriting lines.

f o x      f l i p



f l i p

flip



f o x

fox

# More Beginning Readers 4: Got It





**Answers**

Extra Practice

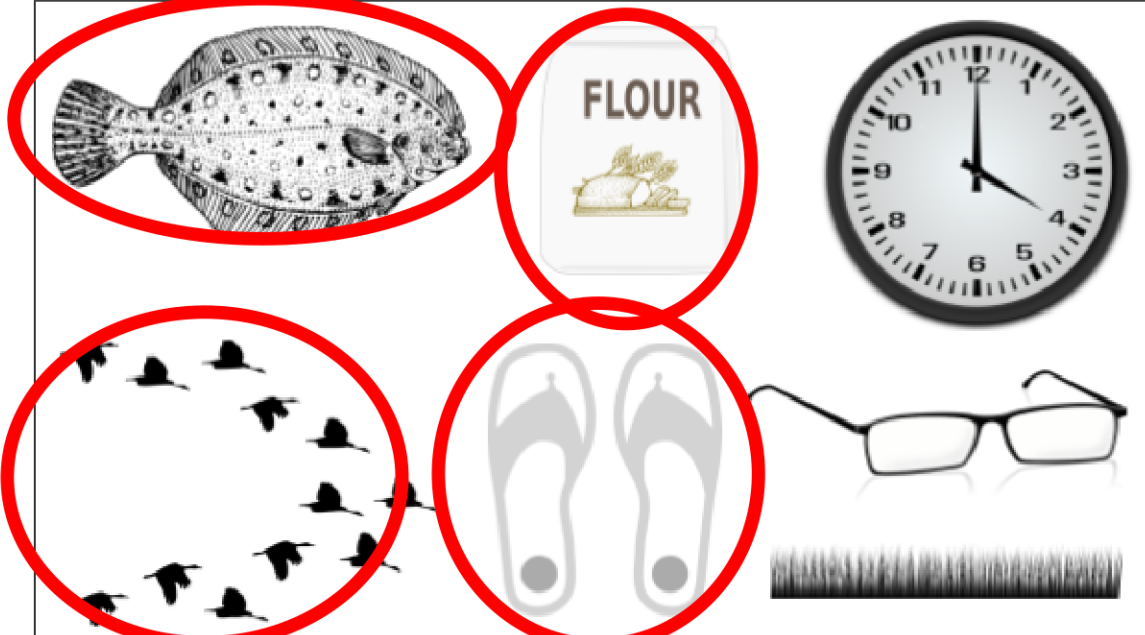
Post-Reading Worksheets

Name: Answers

The words below all begin with fl-. Circle the FL in each word.

			
<b>FLy</b>	<b>FL</b> ower	<b>FL</b> amingo	<b>FL</b> ag

Find and circle the pictures that start with FL-.



Flounder, flour, clock  
Flock, flip-flop, glasses, grass

# Answers

More Beginning Readers Book 4: Got It

Name: \_\_\_\_\_

Finish writing each word that represents the picture next to it. As you go down the list, each word will only change 1 grapheme (letter or letters that represent one sound.)



flap



fl      i      p



     c      lip